



How to Complete Graduate PLUS Entrance Counseling

1. Log into <https://studentaid.gov>
2. In the top navigation bar, hover over "Complete Aid Process" and select "Complete Entrance Counseling" from the drop-down menu.

Section Overview

How Aid is Calculated

Comparing School Aid Offers

Accepting Financial Aid

Receiving Financial Aid

Complete a Master Promissory Note

Subsidized/Unsubsidized Loan MPN

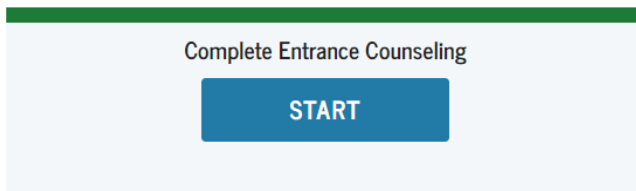
Grad PLUS MPN

Parent PLUS MPN

Complete Entrance Counseling

Get a TEACH Grant

3. On the next screen, select the "Start" button for Entrance Counseling



4. On the next screen, select Saint Martin's University in the "Choose from Associated Schools" drop down menu in the left side of the screen. This will populate SMU in the Notify Schools Section.



Office of Financial Aid

5000 Abbey Way SE OM250 Lacey, WA 98503

C: 360.688.2150 | T: 360.995.1008 | E: finaid@stmartin.edu


<https://www.stmartin.edu/admissions-financial-aid>

Scan the QR Code to turn in the completed form via Secure Dropbox



Add School to Notify

Select up to 3 schools you wish to notify of your counseling completion.

Choose from Associated Schools 

OR

Select School to Notify

U.S. Schools/U.S. Territory Schools

Non U.S. Schools

Choose a state:



Search school by name:

Notify These Schools

You have not selected any schools to notify.

These schools will only receive a notification indicating that you successfully completed Entrance Counseling, and the date it was completed.

Select Student Type

- I am completing entrance counseling to receive Direct Loans as an **undergraduate**  student.
- I am completing entrance counseling to receive Direct Loans as a **graduate or professional**  student.



5. On the same screen, in the “Select Student Type” section, select the option labeled “I am completing entrance counseling to receive Direct Loans as a graduate or professional student.”
6. Select the “Continue” button to proceed to the counseling session.
7. The next screen will show you a recap of the loans you have borrowed at the top and the entrance counseling section will start below that.
8. Make sure you complete the entire entrance counseling session. The Department of Education will not record the session as completed unless you proceed all the way to the end of the session.
9. Saint Martin's University will be notified electronically once you have completed this requirement.



Office of Financial Aid

5000 Abbey Way SE OM250 Lacey, WA 98503

C: 360.688.2150 | T: 360.995.1008 | E: finaid@stmartin.edu

<https://www.stmartin.edu/admissions-financial-aid>

Scan the QR Code to turn in the completed form via Secure Dropbox