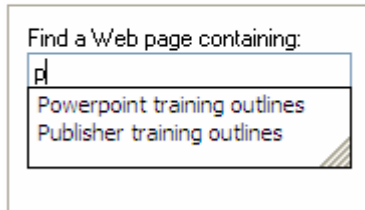


## Eliminating extra auto complete menu items

- Find a business
- Previous searches
- Find a map

[More...](#)

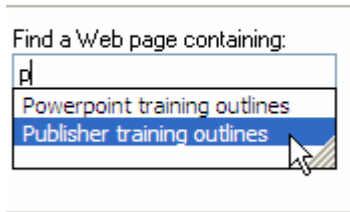


Search for other items:

As you begin to type Microsoft lists items you used previously and displays them as suggestions

- Find a map

[More...](#)

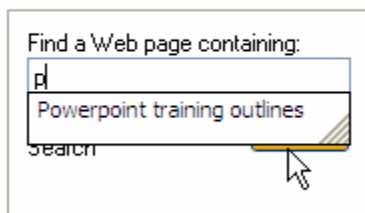


Search for other items:

To get rid of any, hover mouse pointer over the offending text and press the delete key on the keyboard.

- Find a map

[More...](#)



The text is now gone, never to return, unless you search for it again. This works for any window that uses auto complete.