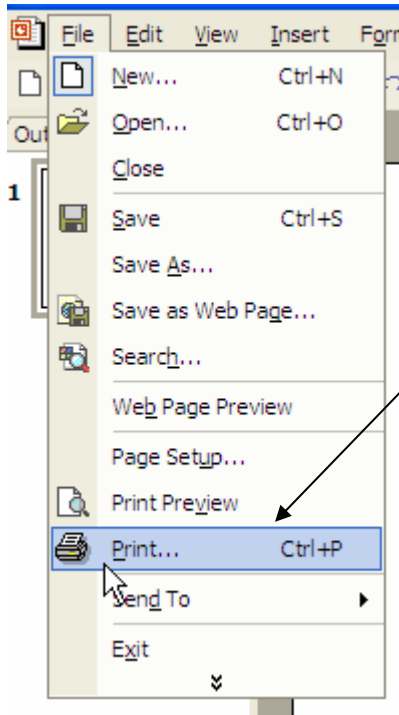


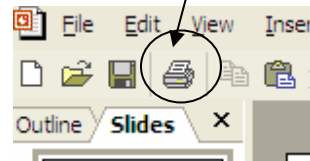
# Printing in PowerPoint

After you have completed your presentation you now wish to print it, or part of it, out. Here is the steps for printing slides:



To print a slide or slides from PowerPoint be sure to select print through the menu bar.

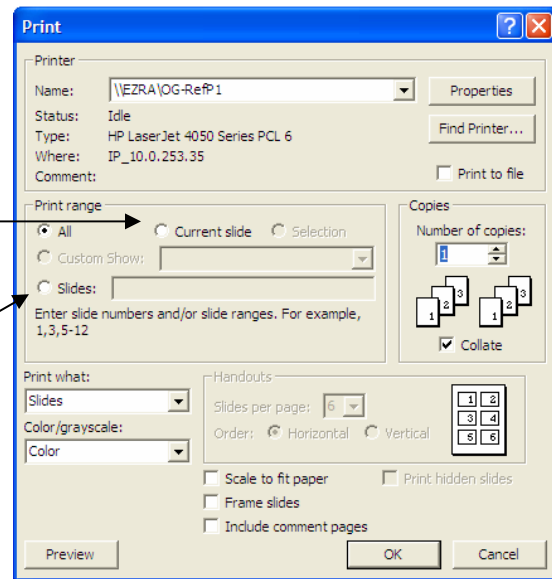
Do not click on the icon (unless you wish all the slides to be printed full size.)



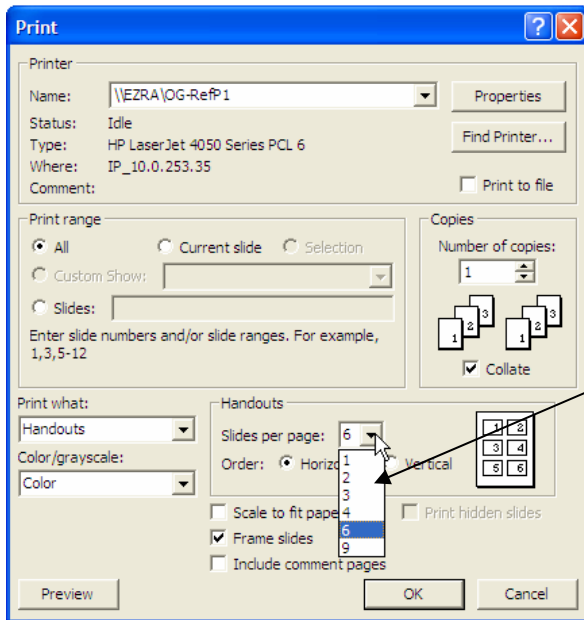
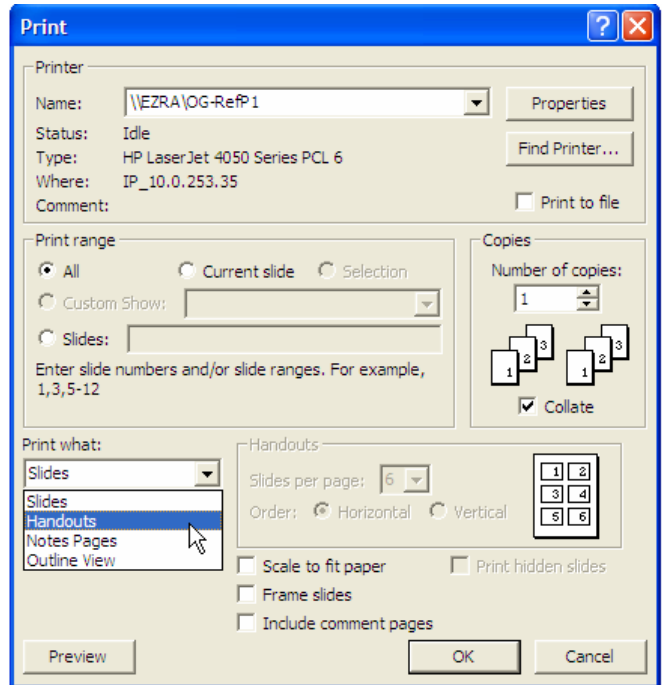
You get this menu for customizing your printout.

You can select current slide

Or select certain slides; 1,2,4,7-10, etc



To tell it what specifically to print select "Print What:" and select:  
 Slides – prints slides full page  
 Handouts – multiple pages per sheet of paper  
 Note Pages – each slide is ½ page with notebx below  
 Outline view – shows slides as outline rather than picture



Selection area for number of slides per page.

Click OK button when all selections are made.